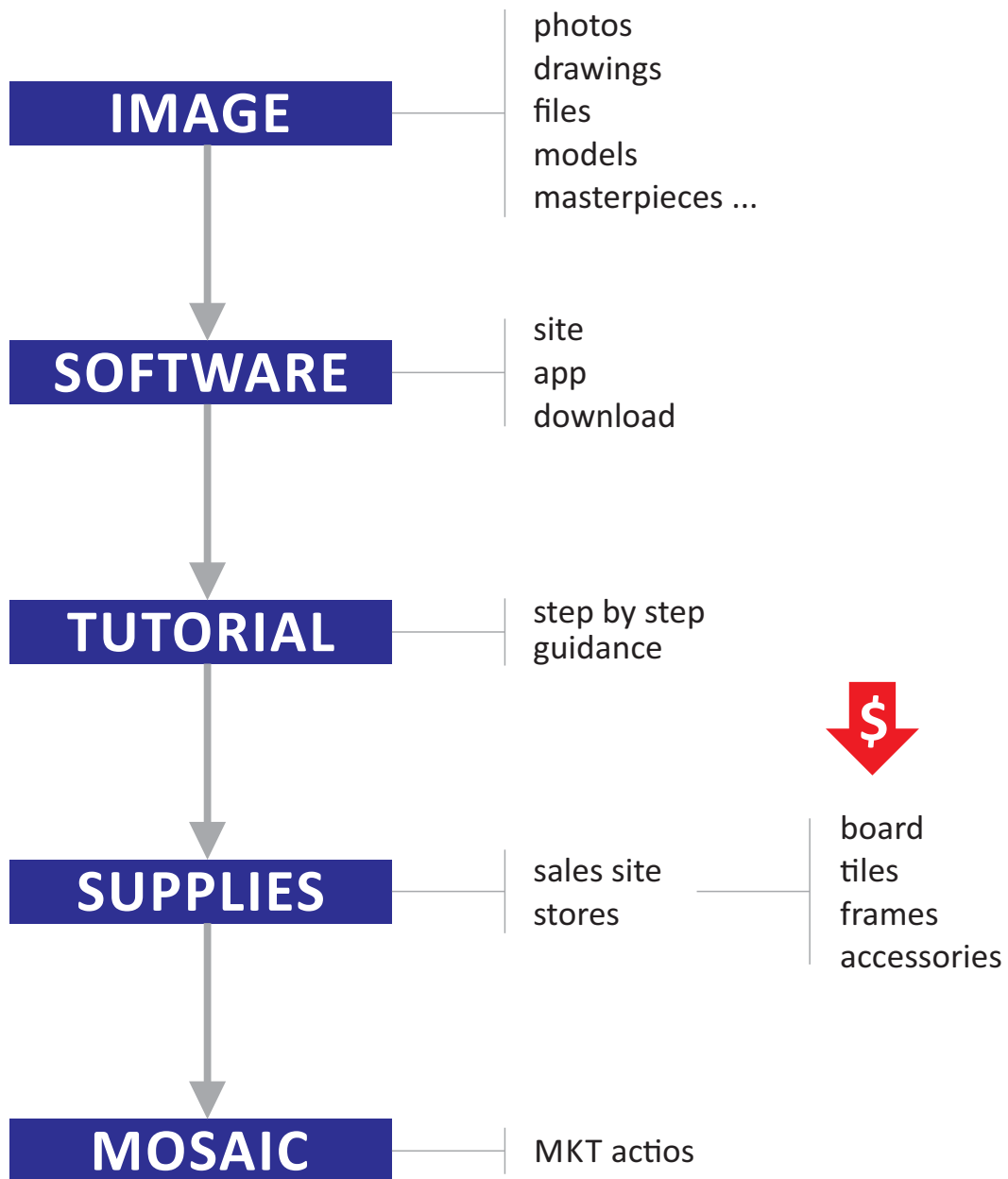


# MOSAIC MASTERS




# IDEA

Mosaic Kit with a mounting tutorial.



OPEN PROJECT



OK







OK



board

90 x 60

120 x 80


150 x 100



PALLET

a

OK



a1



a2



a3




a4



a5



← **PALLET** **b** **OK**



basic tiles

a	b	c	d

a1


a2

a3

a4

a5

← **TILE CHANGING** **OK**



b1 →

b2 →

b3 →

b4 →

b5 →

britness

blur

The interface displays a 12x8 grid of a tiger's face. The grid is labeled with columns 01-12 and rows A-H. A color legend on the right lists five colors with their respective tile counts:

Color	# TILES
b1 (White)	1,527
b2 (Yellow)	1,340
b3 (Orange)	2,125
b4 (Red)	1,700
b5 (Black)	2,423

Control buttons at the bottom include: SAVE, OPEN, PRINT, VIEW, START, and ORDER. A blue arrow points from the ORDER button to the sales site.



SALES SITE

←

1 2 3 4 5 6 7 8 9 10

A	Orange	Light	Light	Orange	Red	Black	Black	Red	Red	Red
B	Light	Light	Light	Light	Light	Red	Red	Red	Orange	Orange
C	Light	Light	Light	Light	Light	Orange	Red	Orange	Orange	Orange
D	Light	Light	Light	Light	Light	Orange	Red	Red	Orange	Orange
E	Light	Light	Light	Light	Orange	Orange	Black	Red	Red	Red
F	Orange	Light	Light	Light	Orange	Red	Black	Red	Red	Red
G	Red	Orange	Orange	Orange	Red	Black	Black	Black	Black	Black
H	Black	Black	Red	Red	Black	Red	Black	Black	Black	Black
I	Black	Black	Black	Black	Red	Red	Red	Red	Red	Black
J	Black	Black	Black	Black	Red	Red	Red	Red	Red	Red

← 01 →

↑  
A  
↓

PRINT

←

1 2 3 4 5 6 7 8 9 10

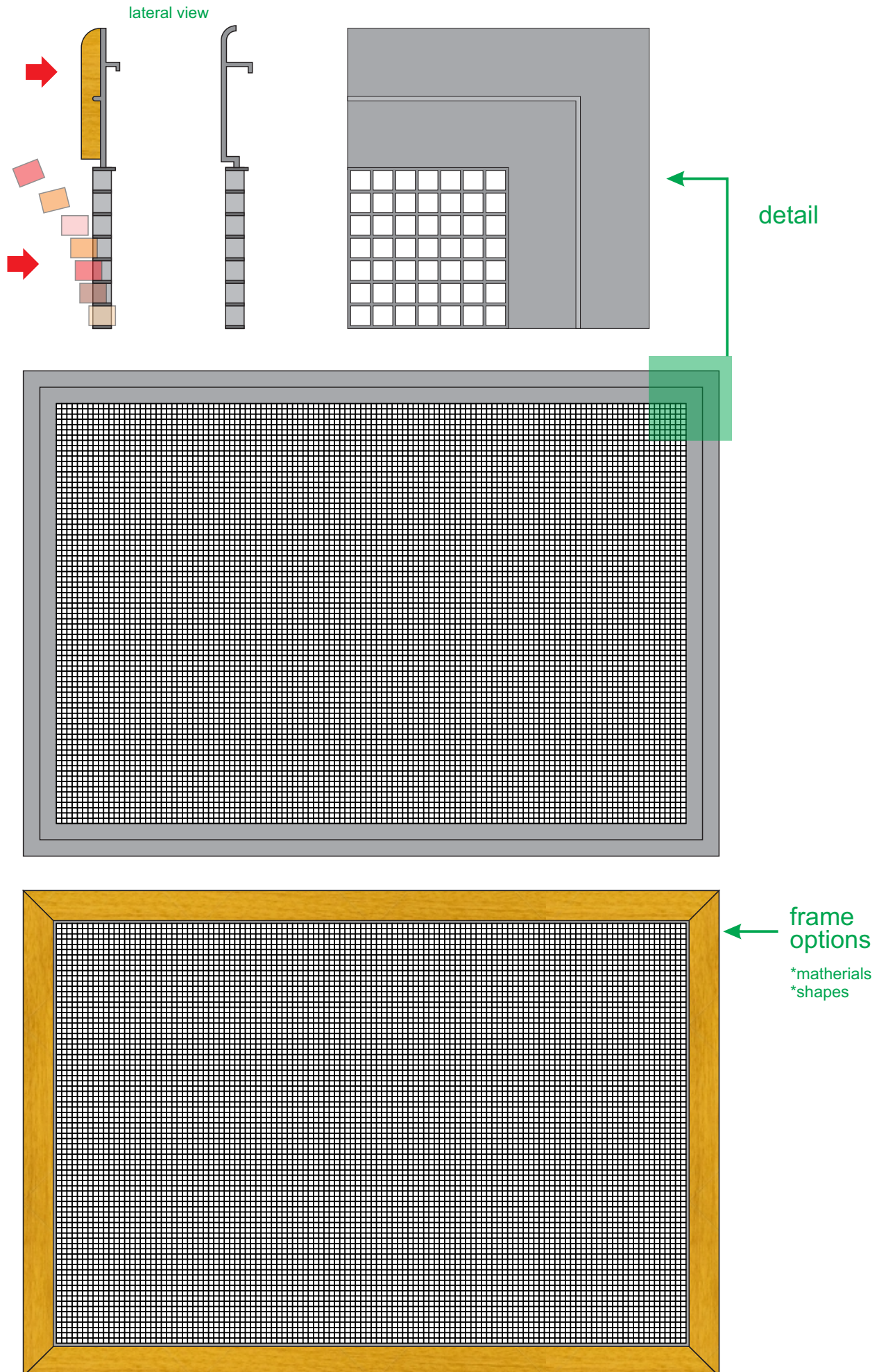
A	Orange	Light	Light	Orange	Red	Black	Black	Red	Red	Red
B	Light	Light	Light	Light	Light	Red	Red	Red	Orange	Orange
C	Light	Light	Light	Light	Light	Orange	Red	Orange	Orange	Orange
D	Light	Light	Light	Light	Light	Orange	Red	Orange	Orange	Orange
E	Light	Light	Light	Light	Orange	Orange	Black	Red	Red	Red
F	Orange	Light	Light	Light	Orange	Red	Black	Red	Red	Red
G	Red	Orange	Orange	Orange	Red	Black	Black	Black	Black	Black
H	Black	Black	Red	Red	Black	Red	Black	Black	Black	Black
I	Black	Black	Black	Black	Red	Red	Red	Red	Red	Black
J	Black	Black	Black	Black	Red	Red	Red	Red	Red	Red

← 01 →

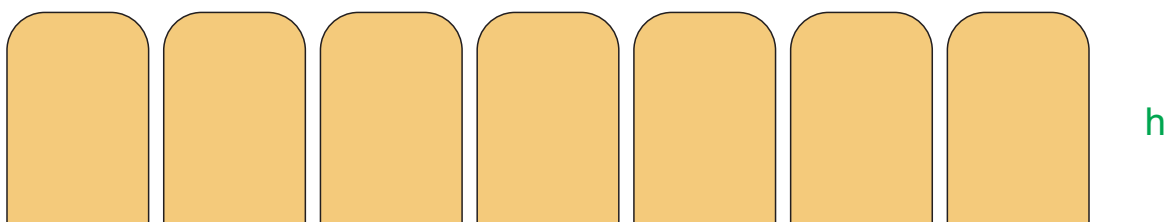
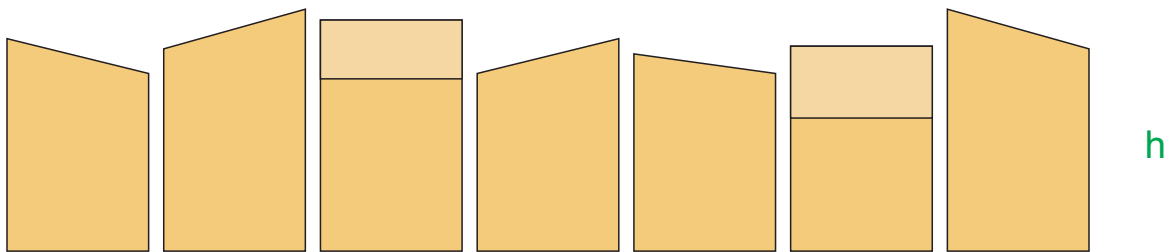
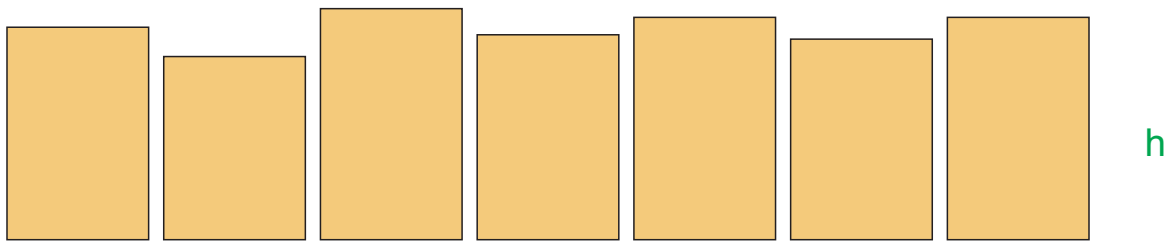
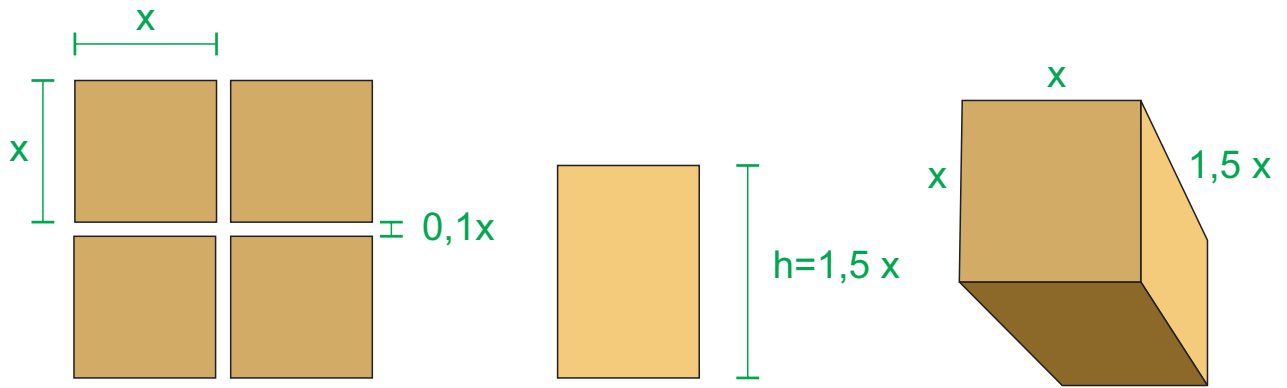
↑  
A  
↓

b4

PRINT









plastic



wood



pottery



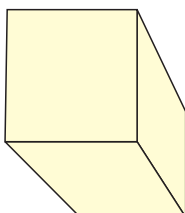
glass





metal



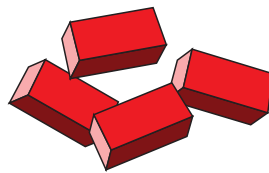

marble




etc...





ruber  
resin





100 tiles  
500 tiles  
1,000 tiles

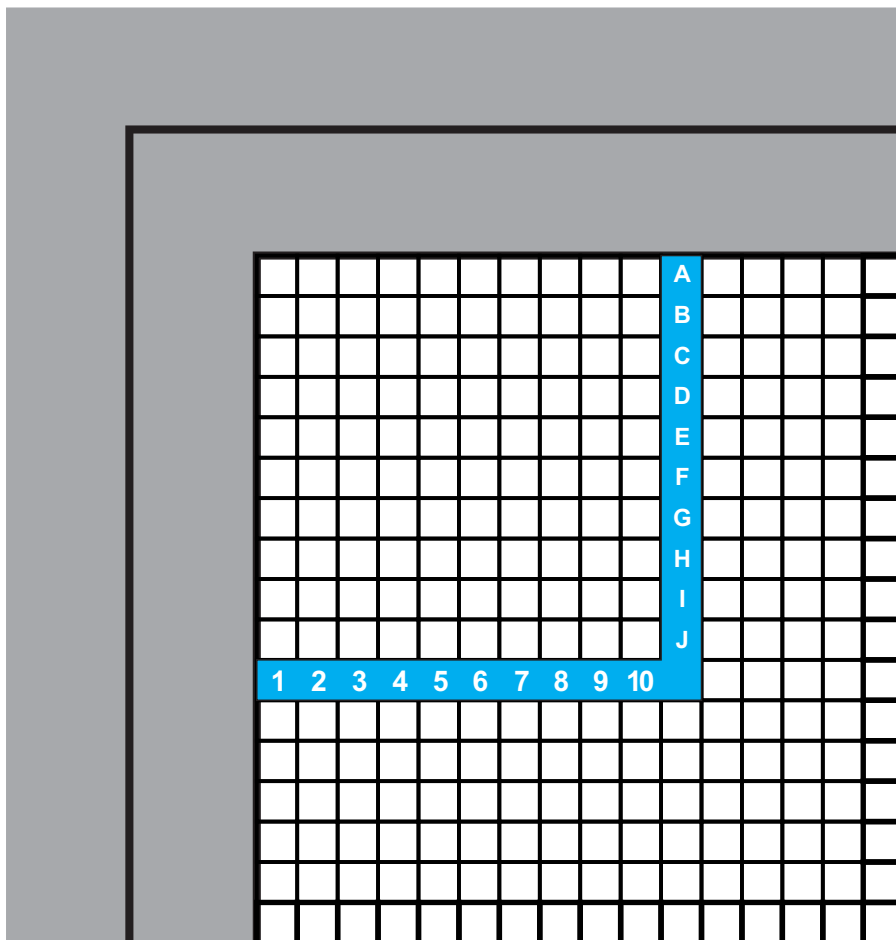
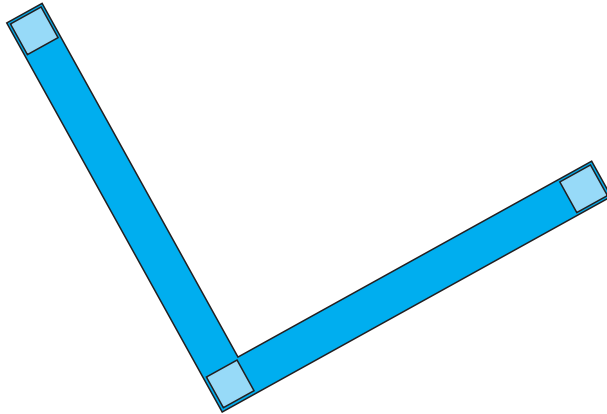
10 x 10 board




extractor



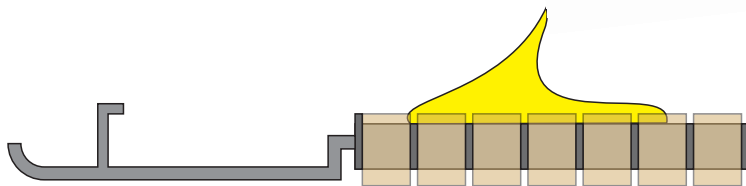
guide



back view



fixer and grouting



## DESIRE AND NEED IDENTIFICATION

Many people have the desire to produce an original artwork. For what?

- To feel useful, creative, productive...
- To tell everyone: "I did that"
- Need for self-assertion
- To receive praise
- To spend time
- To relax and meditate
- To win a challenge
- To innovate
- To feel an artist ...

## PROBLEM IDENTIFICATION

Most of them have no ability to draw, paint and create.

## PROBLEM SOLUTION / OPPORTUNITY

Offer a simple and fun process of artistic production:

- Equipment
- Step by step tutorial

## ART TECHNICAL OPTION

Mosaic

## AUTHOR

Arq. Luis Della Barba  
+55 14 99691-5544  
luisdellabarba@gmail.com